



District Report Card: 2017


State: Bihar	District: Kaimur (bhabua)
Class: 5	Subject: Language
Schools: 61	Students: 1341


Participation/Coverage


Students

<div>GENDER</div> <div></div>	Boys		Girls	
	Number	%	Number	%
	646	48.17	695	51.83

<div>AREA</div> <div></div>	Rural		Urban	
	Number	%	Number	%
	1316	98.14	25	1.86

<div>CATEGORY</div> <div></div>	SC		ST		OBC		GEN	
	Number	%	Number	%	Number	%	Number	%
	319	23.79	84	6.26	868	64.73	70	5.22

<div>CWSN</div> <div></div>	LD	VI	HI	S&LD	ID	Oth
	2	11	1	3	2	0

<div>Management</div> <div></div>	Government		Government-aided	
	Number	%	Number	%
	1315	98.06	26	1.94

Average Performance of Students in Language (%)

Overall	Gender		Area		Management		Social Group			
	Male	Female	Rural	Urban	Govt.	Aided	SC	ST	OBC	GEN
58.17	59.37	57.05	58.00	66.93	58.09	62.05	54.67	60.95	59.63	52.57

Performance on Learning Outcomes (LOs)

Learning Outcomes	Description	Average Performance(%)
L504	Reads and comprehends independently storybooks, news items/ headlines, advertisements etc.	57.00
L508	Reads text with comprehension, locates details and sequence of events	58.75

Range of Performance of Students who Answered Correctly							
Below 30%		30% - 50%		50% - 75%		Above 75%	
Number	%	Number	%	Number	%	Number	%
192	14.32	272	20.28	551	41.09	326	24.31

Lowest Performing Learning Outcomes (LOs)

- 1 - Reads and comprehends independently storybooks, news items/ headlines, advertisements etc. (57.00)
- 2 - Reads text with comprehension, locates details and sequence of events (58.75)